

Building a High End Listening Room 3: QRD67H – Hybrid Diffuser


2.5.2020

David Piska

<

>

We finished a third step towards a perfect listening space. A hybrid acoustic diffuser now covers almost the entire ceiling. We tried to make a photo of it, but even a wide 10mm lens did not take all of it.



QRD67H – Hybrid acoustic diffuser



Disperses unwanted acoustic reflection and does not absorb acoustic energy inside the space at the same time. The sound is perceived as having more spatiality and openness.

Size:	6,7 x 4,5 m
Number of segments:	3015
Segment size:	10 x 10 cm


Along the outline of the ceiling diffuser, there is LED lighting with two separate sections.



On the whole of the front walls of the listening studio, there will be placed a hybrid diffuser we are currently preparing in our workshop. Its detail is shown below. Segments made from acoustic foam are covered with a thin layer of real oak wood treated with natural oil.



Taking in mind the acoustic parametres, for the floor, we chose a high quality carpet with high pile (11 mm) made of polypropylene fibres.



The upcoming article is going to bring a comprehensive look at acoustic measurements following the individual steps of acoustic treatment, including subjective evaluation of the sound. Stay tuned!



Audio Blog

< Building A High End Listening Room 2: Construction

Building A High End Listening Room 4: Fine-Tuning The Acoustics >

ABOUT US

HOW TO SHOP

TERMS AND CONDITIONS

OUR PARTNERS

BECOME OUR PARTNER

CONTACT

SUBSCRIBE TO OUR NEWSLETTER

We will let you know about our attendances at audio exhibitions, new reviews and products, new places where you can listen to our speakers, or new posts on our blog. We will not spam you.

E-mail Address

(Country)

SUBSCRIBE

FOLLOW US



COMPANY HEADQUARTERS

RDacoustic s.r.o
Svazarmovská 1011
756 61 Rožnov pod Radhoštěm
Czech Republic

VAT Number: CZ04585445